



2025 DRAFT BUDGET

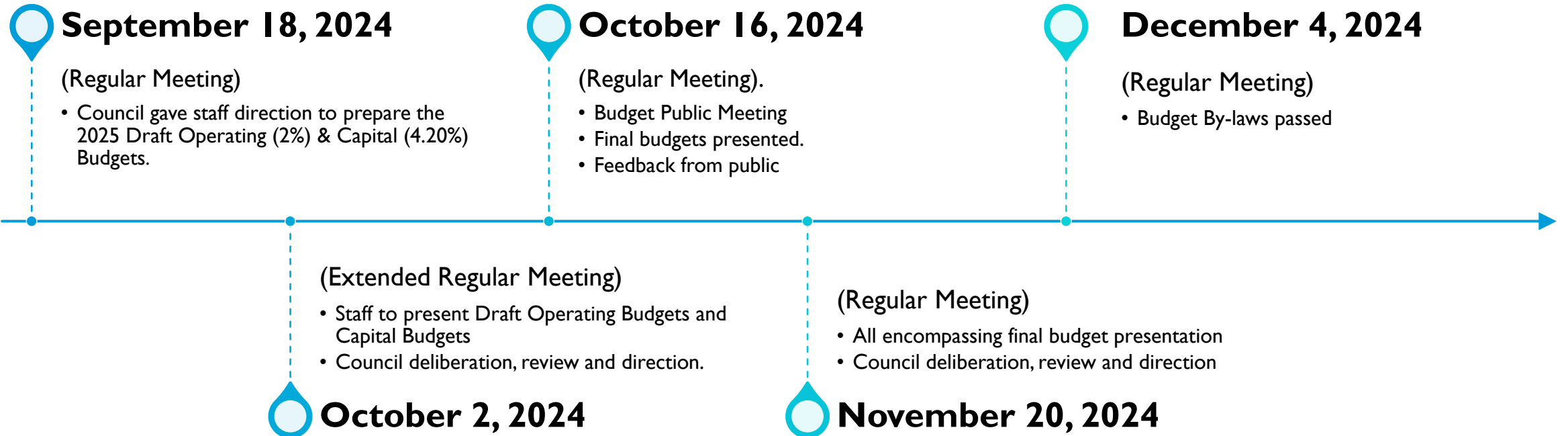
GENERAL OPERATING, CAPITAL, WATER, WASTEWATER, & USER FEES

KURTIS MCGONEGAL

TREASURER

OCTOBER 2, 2024

BUDGET SCHEDULE



WHITEWATER REGION

Mission:

The Township of Whitewater Region delivers municipal services to a welcoming community.

Vision:

The Township of Whitewater Region maintains a rural quality of life by balancing sustainability and growth.

\$71,950

HOW MUCH IS
A 1% LEVY
INCREASE?

A chalkboard with the words "Property Tax" written in white chalk. The chalkboard is on a wooden surface. To the right of the chalkboard is a white calculator and a small white house-shaped paper model with a red roof. A blue horizontal bar is at the top of the image, and a blue rectangular box is at the bottom containing text.

Property
Tax

MUNICIPAL TAX EQUATION

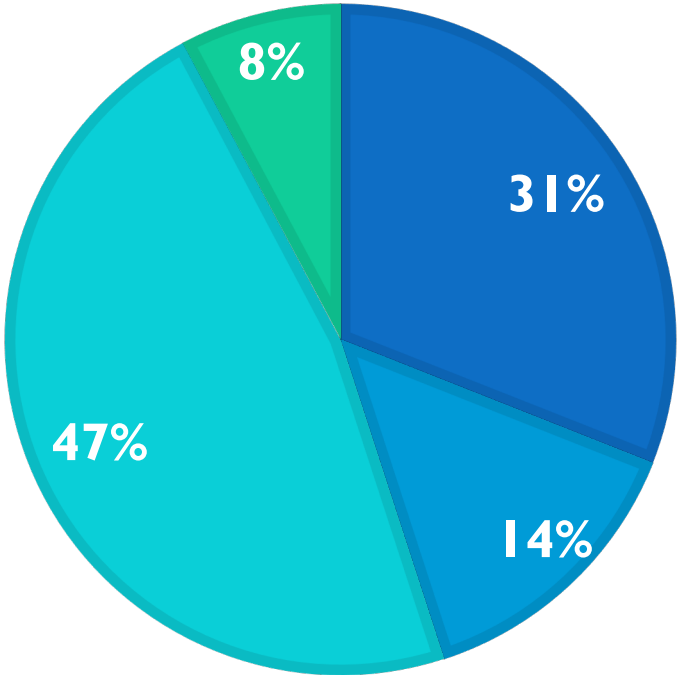
TAX LEVY = ASSESSMENT X TAX RATES

HOW IS A LEVY CALCULATED?

-
- Operating vs. Capital
 - Total Expenses – Grants – User Fees – Transfers from Reserves = Levy (tax levied upon residents)
 - What does the levy cover?
 - Capital not covered through grants (CCBF/OCIF) or Reserves
 - Operating not covered through grants (OMPF/Canada Summer Jobs)

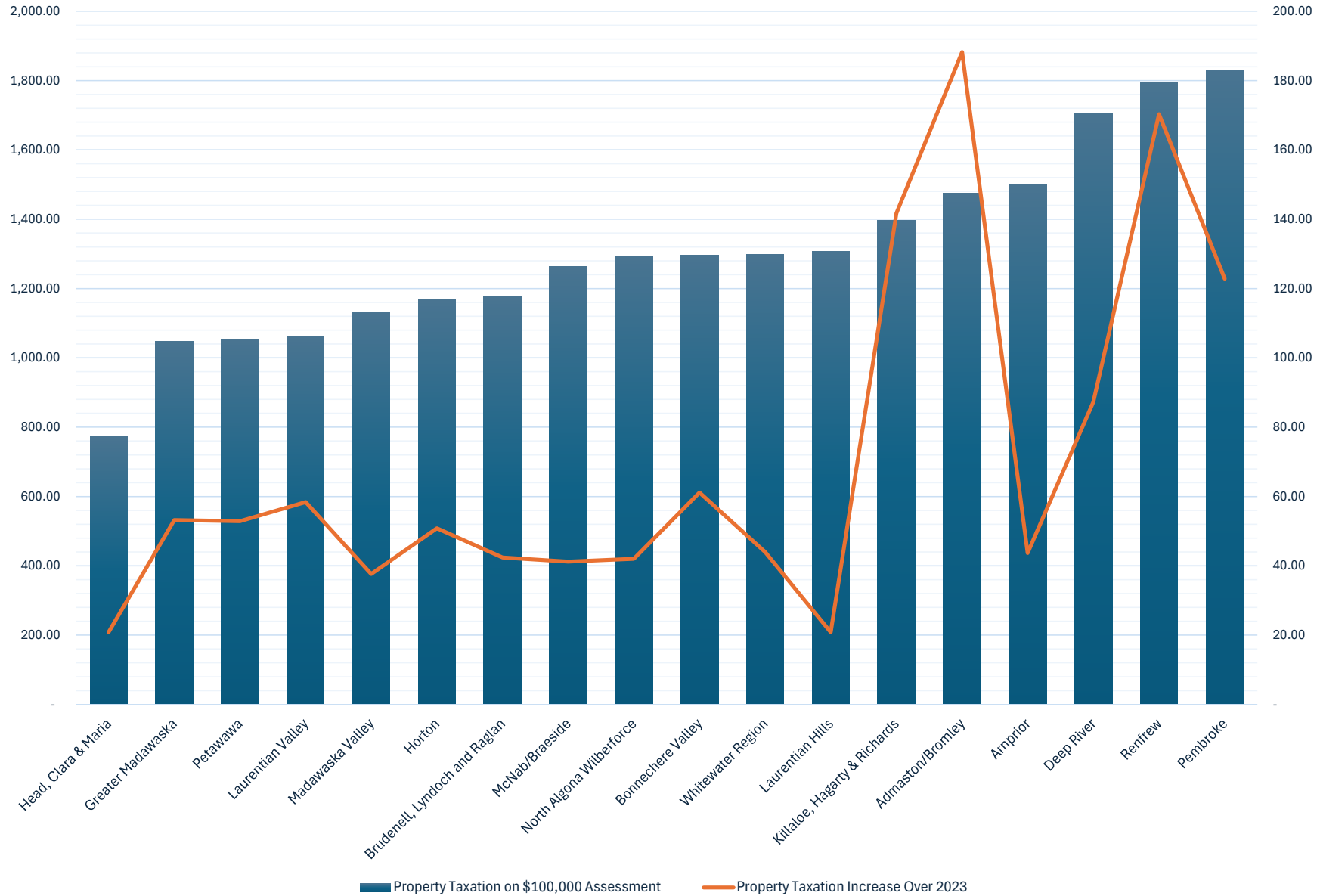
BREAKDOWN OF EVERY DOLLAR COLLECTED

- County (31%)
- Education (14%)
- Municipal (47%)
- Policing (8%)



**YOUR TAX
DOLLAR
(2024)**

County-Wide Property Taxation and Rate Increases 2024



The blue bars illustrate total taxation values calculated using \$100,000 assessment. (Municipal, County, & Education)

The orange line illustrates rate increases in 2024.

KEY HIGHLIGHTS

-
- Operating Increase 2.0% (net of growth)
 - Affordability
 - Maintaining Current Levels of Service
 - Inflation Pressures (3.0% average June to June)
 - Insurance (annual)

KEY HIGHLIGHTS

-
- Capital Increase 4.2%
 - Funding Sources
 - Ontario Community Infrastructure Fund (OCIF)
 - Canada Community Building Fund (CCBF)
 - Tax, Reserves & Reserve Funds
 - Criteria
 - Must Have, Can't Fail
 - Timing is Right
 - Annual Replacement
 - Strategically Important

TRANSFER TO RESERVES

Name	2024 Amount	2025 Amount	Difference	Source
Administration – Capital Reinvestment	\$404,442	\$0	-\$404,442	Taxation (elimination of capital fund in operating)
Administration - Election	\$7,500	\$7,500	\$0	Taxation
Emergency Measures – Flood Management	\$15,000	\$10,000	-\$5,000	Taxation
Building Administration - Truck	\$3,700	\$3,700	\$0	User Fees
Waste	\$34,425	\$20,000	-\$14,425	User Fees
Landfill – Post Closure	\$20,000	\$20,000	\$0	Taxation
Beachburg ORPC	\$16,000	\$16,000	\$0	ORPC Dividends & Interest Earned



QUESTIONS?



SALARIES & WAGES

SALARIES & WAGES – 2024 VS 2025

2024

■ Total \$	\$4,188,980
■ FTE	38.07
■ Total Full Time	33
■ Casual	11
■ Students	7
■ Volunteer Fire Hours	8,750

2025

■ Total \$	\$4,281,545*
■ FTE	37.82
■ Total Full Time	33
■ Casual	9
■ Students	7
■ Volunteer Fire Hours	8,750

* Includes 3.0% COLA

**Note: Volunteer Fire Hours not included in FTE values.

SALARIES & WAGES - GENERAL

Department	2024	2025	% Change
Council	\$ 174,300.00	\$ 179,400.00	2.93%
Administration	\$ 791,500.00	\$ 805,150.00	1.72%
Fire	\$ 431,550.00	\$ 442,900.00	2.63%
Emergency Measures	\$ 11,030.00	\$ 11,350.00	2.90%
Building	\$ 245,950.00	\$ 255,825.00	4.02%
Animal Control	\$ 5,510.00	\$ 5,675.00	2.99%
By-Law Enforcement	\$ 5,510.00	\$ 5,675.00	2.99%
Planning & Development	\$ 155,850.00	\$ 129,100.00	-17.16%
Transportation Services	\$ 1,375,500.00	\$ 1,400,450.00	1.81%
Environmental Services	\$ 262,150.00	\$ 268,425.00	2.39%
Parks & Recreation	\$ 294,700.00	\$ 316,425.00	7.37%
Economic Development	\$ 22,725.00	\$ 54,275.00	138.83%
Recreation Facilities	\$ 314,550.00	\$ 307,875.00	-2.12%
Drainage	\$ 30,275.00	\$ 31,050.00	2.56%
Total	\$ 4,121,100.00	\$ 4,213,575.00	

SALARIES & WAGES – WATER / WASTEWATER

Department	2024	2025	% Change
Water	\$ 48,480.00	\$ 48,950.00	0.97%
Wastewater	\$ 19,400.00	\$ 19,020.00	-1.96%
Total	\$ 67,880.00	\$ 67,970.00	



QUESTIONS?



DEBENTURES (DEBT)

Name	2024 Ending Balance	2025 Payment	Outstanding Balance at end of 2025	Year of Maturity
Excavator	80,444.00	81,072.00	-	2025
Compactor (Drum Roller)	64,256.00	32,660.00	32,339.00	2026
Grader	152,095.00	77,421.00	76,593.00	2026
Tandem Plow Truck	155,266.00	65,262.00	94,702.00	2027
Anderson Watchhorn	112,268.00	26,863.00	88,607.00	2029
Fire Rescue & Pumper	292,219.00	57,165.00	241,992.00	2030
Morris Street Watermain Extension	69,569.00	11,328.00	60,660.00	2031
Cobden Combined Flow Reduction	52,002.00	8,467.00	45,342.00	2031
Olmstead-Jeffrey Lake Road	2,182,420.00	302,987.00	1,960,489.00	2033
Cameron St./Earl St./Vera Cres.	2,297,128.00	313,360.00	2,085,004.00	2033
Landfill Compactor	861,431.00	104,654.00	789,339.00	2034
Truelove, John & Crawford	1,261,095.00	110,812.00	1,192,457.00	2039
Cobden & Haley WTP	912,435.00	84,943.00	872,075.00	2040
Haley Distribution	132,680.00	10,749.00	127,051.00	2041
Fire Tanker	301,062.00	19,365.00	289,989.00	2045
Cobden WWTP	5,610,320.00	303,938.00	5,472,550.00	2051
TOTAL	14,536,690.00	1,611,046.00	13,429,189.00	

DEBENTURE CHANGES

Landfill Compactor

- \$861,431
- 2 payments budgeted for 2025
- 10-year term

Debentures Paid Off

- Solar Panel
- Backhoe & Freightliner Tandem Truck



QUESTIONS?



GENERAL OPERATING

FINANCIAL INFORMATION RETURN CATEGORIES

General Government

- Governance (Council)
- Ad-Hoc Committees
- Corporate Management (Administration)

Protective Services

- Fire
- Police
- Emergency Measures
- Building Permit Inspection Services/Protective Inspection & Control

Transportation Services

- Roads (paved, unpaved, winter control)
- Streetlighting
- Airport

Environmental Services

- Landfill
- Curbside collection
- Water
- Wastewater

Recreation & Cultural Services

- Parks & Arenas
- Libraries and Museums
- Social Services
- Economic Development
- Tourist Booth

Planning & Development

- Planning & Zoning
- Industrial Park
- Drainage



GENERAL GOVERNMENT

GENERAL GOVERNMENT



Council



Office of the
CAO



Finance



Human
Resources



Legislative
Services



Information
Technology

COUNCIL & AD-HOC COMMITTEES

Council

- Council
 - 2024 Total Expenses \$242,300
 - 2025 Total Expenses \$248,000
 - Total Increase \$5,700

Ad-Hoc Committees

- Muskrat Watershed Council Grant
 - \$5,500
 - No change

ADMINISTRATION & ADMIN BUILDING

Administration

■ 2024 Operating Expenses		\$1,626,971
■ 2025 Operating Expenses		\$1,207,675
■ Total Decrease of		\$(419,296)
■ 2024 FTE	7.27	
■ 2025 FTE	7.14	
■ Capital Reinvestment Contribution		\$(404,442)
■ iCompass subscription change		\$(7,000)
■ Tax write-offs		\$(15,000)

Admin Building

■ 2024 Operating Expenses	\$60,700
■ 2025 Operating Expenses	\$72,250
■ Total Increase of	\$ 11,550
■ Increase Building Repairs & Maint.	\$ 10,000



QUESTIONS?



PROTECTION TO PERSONS & PROPERTY

PROTECTION TO PERSONS & PROPERTY

Fire

Policing

Emergency
Measures

Building

Animal
Control

By-law
Enforcement

FIRE & POLICING

Fire

■ 2024 Operating Expenses	\$692,622
■ 2025 Operating Expenses	\$751,800
■ Total increase of	\$ 59,178
■ 2024 FTE	1.33
■ 2025 FTE	1.33
■ Wages	\$ 11,000
■ Bunker Gear	\$ 38,000
■ Water Usage	\$ 10,000

Policing

■ 2024 Operating Expenses	\$1,010,784
■ 2025 Operating Expenses	\$1,061,108
■ Total increase of	\$ 50,324
■ Estimated OPP increase	\$ 30,000
■ Estimated Police Service Board	\$ 20,000

BUILDING DEPARTMENT



■ 2024 Total Expenses	\$284,550
■ 2025 Total Expenses	\$278,375
■ Total decrease of	\$(6,175)
■ 2024 FTE	2.25
■ 2025 FTE	2.25
■ Decrease in subscriptions	\$(15,000)



BUILDING DEPARTMENT DEFICIT

	2024	2025
Budgeted Revenue	\$210,000	\$184,500
Budgeted Expenses	\$284,550	\$278,375
Budgeted Shortfall	\$74,550	\$93,875

EMERGENCY MEASURES, ANIMAL CONTROL & BY-LAW

- Emergency Measures

■ 2024 Operating Expenses	\$18,530
■ 2025 Operating Expenses	\$18,350
■ Decrease of	\$ 180
■ 2024 FTE	0.10
■ 2025 FTE	0.10

- By-law Enforcement

■ 2024 Operating Expenses	\$23,310
■ 2025 Operating Expenses	\$23,475
■ Increase of	\$ 165
■ 2024 FTE	0.05
■ 2025 FTE	0.05

- Animal Control

■ 2024 Operating Expenses	\$15,610
■ 2025 Operating Expenses	\$14,775
■ Decrease of	\$ 835
■ 2024 FTE	0.05
■ 2025 FTE	0.05



QUESTIONS?




TRANSPORTATION

TRANSPORTATION



TRANSPORTATION
(ROADS)



STREETLIGHTS



AIRPORT

TRANSPORTATION (ROADS)

2024 Operating Expenses	\$2,797,200
2025 Operating Expenses	\$2,853,225
Increase of	\$56,005
2024 FTE	14.58
2025 FTE	14.48
Wages	\$24,950
Fuel	\$(21,000)
Building Repairs and Maint.	\$10,000
Line Painting	\$10,000
Dust Control	\$5,000
Gravel	\$15,000
Guard Rails (new)	\$10,000
Engineering (new)	\$10,000

USER FEES CHANGES

Description	2024 Fee	2025 Proposed	Difference
Private Road Sign	Cost Recovery	Remove	N/A
Utility Road Crossing Permit	\$250.00	No Charge	\$250.00

STREETLIGHTS & AIRPORT

Streetlights

■ 2024 Operating Expenses	\$70,200
■ 2025 Operating Expenses	\$71,000
■ Increase	\$ 800

Airport

■ 2024 Operating Expenses	\$25,000
■ 2025 Operating Expenses	\$20,000
■ Decrease	\$ 5,000



QUESTIONS?



ENVIRONMENTAL SERVICES

ENVIRONMENTAL SERVICES



Wastewater



Water



Recycling



Waste



Landfill

RECYCLING, WASTE & LANDFILL

Recycling

• 2024 Operating Expenses	\$364,375
• 2025 Operating Expenses	\$147,500
• Decrease of	\$(216,875)

Waste

• 2024 Operating Expenses	\$259,600
• 2025 Operating Expenses	\$355,475
• Increase of	\$ 95,875

Landfill

• 2024 Operating Expenses	\$381,700
• 2025 Operating Expenses	\$404,575
• Increase of	\$ 22,875
• 2024 FTE	3.19
• 2025 FTE	3.19

USER FEE CHANGES

Description	2024 Fee	2025 Proposed	Difference
Waste Collection Fee (2 Bags/week + unlimited recycling)	\$168	\$168	Nil

USER FEE CHANGES

Description	2024 Fee	2025 Proposed	Difference
Minimum Charge (<200 kg)	\$21.00	\$21.50	\$0.50
Tipping Fee	\$105.00	\$107.50	\$2.50
Sorted Construction & Demolition	\$105.00	\$107.50	\$2.50
Unsorted Loads (Loads which contain any materials that are mixed or improperly sorted) = x 2.5 Tipping Fees	\$210.00	\$268.75	\$58.75
Trees/large branches/ stumps/ roots/ timber/logs	\$105.00	\$107.50	\$2.50
Baled Agricultural Plastic	No Charge	\$107.50	\$107.50
Contaminated Soil	\$105.00	Not Accepted	\$(105.00)
Boats	\$105.00	\$107.50	\$2.50



QUESTIONS?



RECREATION & CULTURAL SERVICES

RECREATION & CULTURAL SERVICES



Parks



Tourist Booth



Economic
Development



Arenas



Social Services



Libraries



Museum

RECREATION & CULTURAL SERVICES – PARKS

- | | |
|---------------------------|------------|
| ■ 2024 Operating Expenses | \$417,800 |
| ■ 2025 Operating Expenses | \$401,850 |
| ■ Decrease of | \$(15,950) |
| ■ 2024 FTE | 3.07 |
| ■ 2025 FTE | 3.27 |
| ■ Wages | \$21,725 |
| ■ Insurance* | \$(34,950) |
-
- Insurance has been apportioned to facilities for 2025

RECREATION FACILITY OPERATIONS

- 2024 Operating Expenses \$526,650
- 2024 Transfer to Reserves \$ 37,500
- 2025 Operating Expenses \$518,075
- Decrease of \$ (8,575)
- 2024 FTE 3.58
- 2025 FTE 3.38
- Cobden Operational
- Westmeath – No Township ice operations
- Beachburg – No Township ice operations
- Insurance has been apportioned to facilities for 2025 from Parks Budget

USER FEE CHANGES

Description	2024 Fee	2025 Proposed	Difference
Organized Fishing Tournament (per Event)	\$265.48	\$272.12	\$6.64
Organized Fishing Tournament (per Boat)	\$8.85	Remove	\$(8.85)
ICE - Minor – Prime/Tournament	\$116.59	\$119.51	\$2.92
ICE - School – Weekday	\$83.94	\$86.04	\$2.10
ICE - Adult – Prime	\$172.56	\$176.87	\$4.31
ICE - Adult – Weekday/Tournament	\$135.85	\$139.25	\$3.40
ICE - Holiday Rate	\$184.68	\$189.30	\$4.62
SLAB - Basic Rental	\$619.47	\$634.96	\$15.49
SLAB - Auctions	\$292.03	\$299.33	\$7.30
SLAB - Hourly	\$44.25	\$45.36	\$1.11
SLAB - Hourly (half slab)	\$22.12	\$22.67	\$0.55

USER FEE CHANGES (CONT'D)

Description	2024 Fee	2025 Proposed	Difference
COBDEN HALL RENTAL - with kitchen - Prime	\$65.00	\$66.63	\$1.63
COBDEN HALL RENTAL - with kitchen - Weekday	\$26.55	\$27.21	\$0.66
COBDEN HALL RENTAL - Basic Day (hall with kitchen)	\$265.49	\$272.13	\$6.64
COBDEN HALL RENTAL - Basic Day (with bar and/or kitchen)	\$287.61	\$294.80	\$7.19
COBDEN KITCHEN RENTAL ONLY	-	\$150.00	\$150.00
Rental Use Damage/Cleaning Fee	-	Cost Recovery	N/A
Covid-19 Cleaning Fee - when Required	\$17.70	Remove	\$(17.70)
Cobden Arena Advertising - 4' x 8' - Wall advertising		\$200.00	\$200.00
Cobden Arena Advertising - 3' x 8' - Ice Surface Boards Advertising		\$400.00	\$400.00

TOURIST BOOTH & ECONOMIC DEVELOPMENT

Tourism

■ 2024 Operating Expenses	\$6,250
■ 2025 Operating Expenses	\$4,575
■ Decrease of	\$(1,675)

Economic Development

■ 2024 Operating Expenses	\$48,225
■ 2025 Operating Expenses	\$74,275
■ Increase of	\$26,050
■ 2024 FTE	0.25
■ 2025 FTE	0.50
■ Allocation of Planner/EDO salary	

SOCIAL SERVICES

-
- Social Services (Senior Program)
 - 2024 Operating Expenses \$34,620
 - 2025 Operating Expenses \$7,100
 - Decrease of \$(27,520)
 - Large repair of facility in 2024

LIBRARIES & MUSEUM

Libraries

- 2024 Operating Expenses \$ 4,680
- 2024 Operating Grant \$80,700

- 2025 Operating Expenses \$ 2,575
- 2025 Operating Grant \$80,525

Museum

- 2024 Operating Expenses \$6,950
- 2023 Operating Grant \$4,150

- 2024 Operating Expenses \$6,950
- 2024 Operating Grant \$4,150



QUESTIONS?




PLANNING & DEVELOPMENT

PLANNING & DEVELOPMENT



Planning



Drainage

PLANNING

2024 Operating Expenses	\$200,850
-------------------------	-----------

2025 Operating Expenses	\$169,100
-------------------------	-----------

Decrease of	\$(31,750)
-------------	------------

2024 FTE	1.54
----------	------

2025 FTE	1.29
----------	------

Wages reallocated	\$(26,750)
-------------------	------------

Streetscaping reallocated to Ec Dev	
-------------------------------------	--

DRAINAGE

Drainage (Municipal Drains)

■ 2024 Operating Expenses	\$62,450
■ 2025 Operating Expenses	\$63,350
■ Increase of	\$ 775
■ 2024 FTE	0.25
■ 2025 FTE	0.25



QUESTIONS?

	2024	2025
Operating Expenses	\$10,462,348	\$10,052,850
Operating Revenue	\$3,850,200	\$3,254,750
Balance to be funded by levy	\$6,612,148	\$6,798,100
Prior Year Levy	\$6,474,463	\$6,612,148
% increase	2.00%	2.60%
Expected Growth		0.60%
% increase		2.00%

REVENUE



CAPITAL & SPECIAL PROJECT BUDGET



FUNDING SOURCES


FUNDING SOURCES - OCIF

-
- Ontario Community Infrastructure Fund
 - \$742,785 (2025 Allocation)
 - \$363,965 Allocated to General Capital
 - \$378,820 Allocated to Water/Wastewater
 - Calculated using forward looking Current Replacement Values (CRVs)
 - Eligible projects:
 - Capital construction of new core infrastructure
 - Capital maintenance for renewal, rehabilitation and replacement of core infrastructure
 - Asset Management software, training and third party condition assessments

FUNDING SOURCES - CCBF

-
- Canada Community Building Fund (CCBF)
 - Formally known as Gas Tax Funding
 - \$236,620 (2025 Allocation)
 - Eligible Projects:
 - Construction, renewal or material enhancement of infrastructure
 - Remediation and redevelopment of brownfield sites
 - Initiatives that strengthen your municipality's ability to plan for the future

FUNDING SOURCES – TAX & RESERVES



- 2025 Taxation for Capital
 - \$885,042 generated in 2025 tax levy, made up of:
 - \$582,852 from continuation of 2024 levy
 - \$302,190 proposed from 2025 levy
- Other Reserves
 - Working Capital
 - Development Charges
 - Water
 - Wastewater



QUESTIONS?



**CAPITAL &
SPECIAL
PROJECTS**



IDENTIFIED PROJECTS

- 89 Projects
- \$19,250,000 total value
- Breakdown
 - 2 Economic Development
 - 3 Environmental Services
 - 8 General Government
 - 1 Planning & Development
 - 5 Protective Services
 - 36 Recreation & Cultural Services
 - 27 Transportation Services (2 with water and 1 with wastewater)
 - 1 Wastewater
 - 6 Water
- 53 considered replacements
- 36 considered new

PROPOSED CAPITAL & SPECIAL PROJECT: ECONOMIC DEVELOPMENT

Description	Type	Capital or Special Project	New/ Replacement	Cost	Funded By
Banners and Streetscaping	Economic	Special Project	New	\$50,000	Levy
Electric Vehicle / charging station (Grant)	Infrastructure	Capital	New	\$35,000	ORPC Reserve

PROPOSED CAPITAL & SPECIAL PROJECT: ENVIRONMENTAL SERVICES

Description	Type	Capital or Special Project	New/ Replacement	Cost	Funded By
Landfill Compactor	Equipment	Capital	New	\$861,431	Debenture
Landfill ECA Amendment Application Fee	Infrastructure	Special Project	New	\$22,500	Waste Management Reserve

PROPOSED CAPITAL & SPECIAL PROJECT: GENERAL GOVERNMENT

Description	Type	Capital or Special Project	New/ Replacement	Cost	Funded By
Computers/software	Equipment	Capital	Replacement	\$30,000	Levy
Asset Management Update for Compliance	Study	Special Project	New	\$40,000	OCIF
BCA updates and assessment of town hall	Study	Special Project	New	\$25,000	OCIF
Website Upgrade	Administration	Special Project	Replacement	\$17,700	Levy

PROPOSED CAPITAL & SPECIAL PROJECT: PROTECTIVE SERVICES

Description	Type	Capital or Special Project	New/ Replacement	Cost	Funded By
Fire Tanker*	Fleet	Reserve	Replacement	\$330,000	Levy
Fire Vehicle (985 I replacement)	Fleet	Capital	Replacement	\$70,000	Levy
Extrication Equipment	Equipment	Capital	Replacement	\$50,000	Levy

*Note – Total cost of Tanker is \$535,000 (2024 estimate)

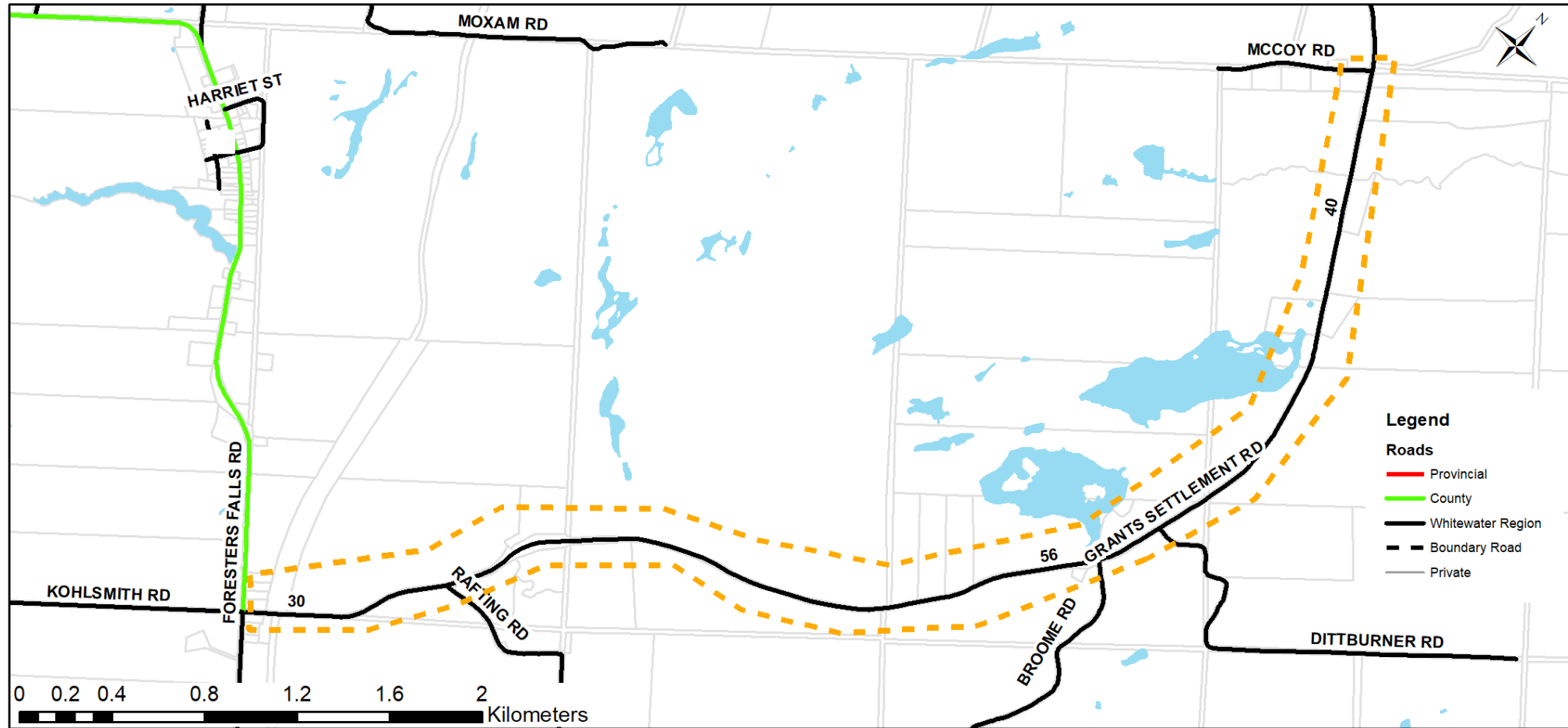
PROPOSED CAPITAL & SPECIAL PROJECT: RECREATION & CULTURAL SERVICES

Description	Type	Capital or Special Project	New/ Replacement	Cost	Funded By
Westmeath Boat Launch Planning/Rehab	Infrastructure	Special Project	Replacement	\$100,000	CCBF
Cobden Arena - Ice Plant Electrical Panel	Building	Capital	Replacement	\$70,000	CCBF
Structural Assessments for all 3 arenas	Building	Special Project	New	\$60,000	CCBF
Cobden Arena - Flooring Replacement - Lobby/upstairs	Building	Capital	Replacement	\$25,000	CCBF
Parks - Accessible Picnic Tables	Equipment	Capital	Replacement	\$15,000	Levy
Cobden Arena - Tables and Chairs - Township Hall (Chairs)	Equipment	Capital	Replacement	\$10,600	Levy

PROPOSED CAPITAL & SPECIAL PROJECT: TRANSPORTATION SERVICES

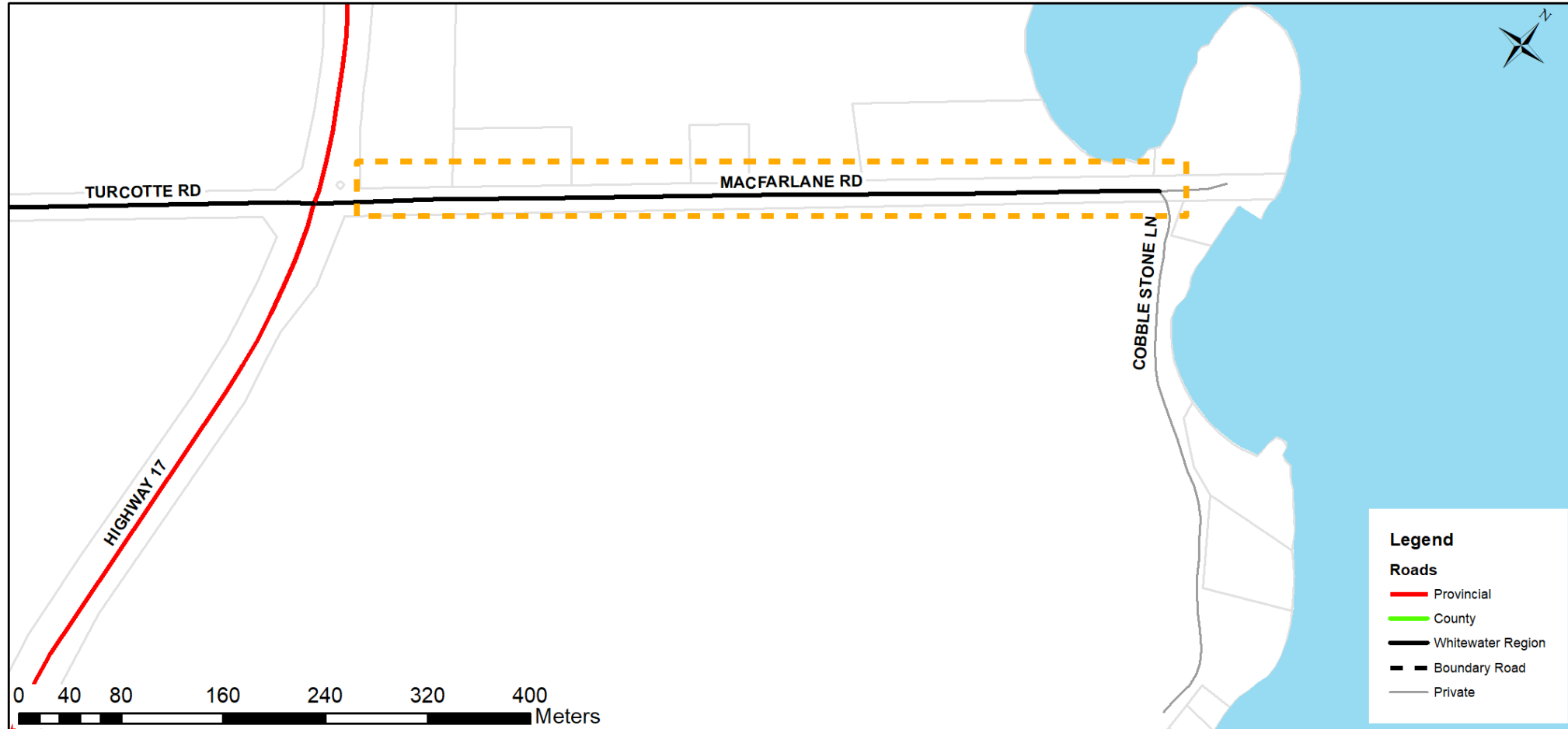
Description	Type	Capital or Special Project	New/ Replacement	Cost	Funded By
Grader Mulching Head	Equipment	Capital	New	\$30,000	Levy
Mineview Sand Shed Repair	Building	Capital	Replacement	\$17,500	Levy
Sweeping Head & Tank for Sidewalk Tractor	Equipment	Capital	New	\$15,000	Levy
Grants Settlement Road (Foresters Falls to McCoy) - DST	Infrastructure	Capital	Replacement	\$850,000	OCIF & Levy
MacFarlane Road - DST	Infrastructure	Capital	Replacement	\$75,000	Levy
Wallace & Simmons Drive - Asphalt	Infrastructure	Capital	Replacement	\$70,000	CCBF & Levy

GRANTS SETTLEMENT ROAD (FORESTERS FALLS ROAD TO MCCOY ROAD)



 80 km/h
 
 Current: DST
 Proposed: DST
  30, 40, 56 PCI
 Very Poor, Poor, Good
  486 AADT
  23
  40
  6.44km

MACFARLANE ROAD - RESURFACING



80 km/h Current: DST
Proposed: DST 24 PCI
Serious 0-100
AADT 2 11 650m

WALLACE & SIMMONS DRIVE - RESURFACING



50 km/h



Current: Asphalt
Proposed: Asphalt



20, 29, 32 PCI
Serious &
Very Poor



0-100
AADT



1



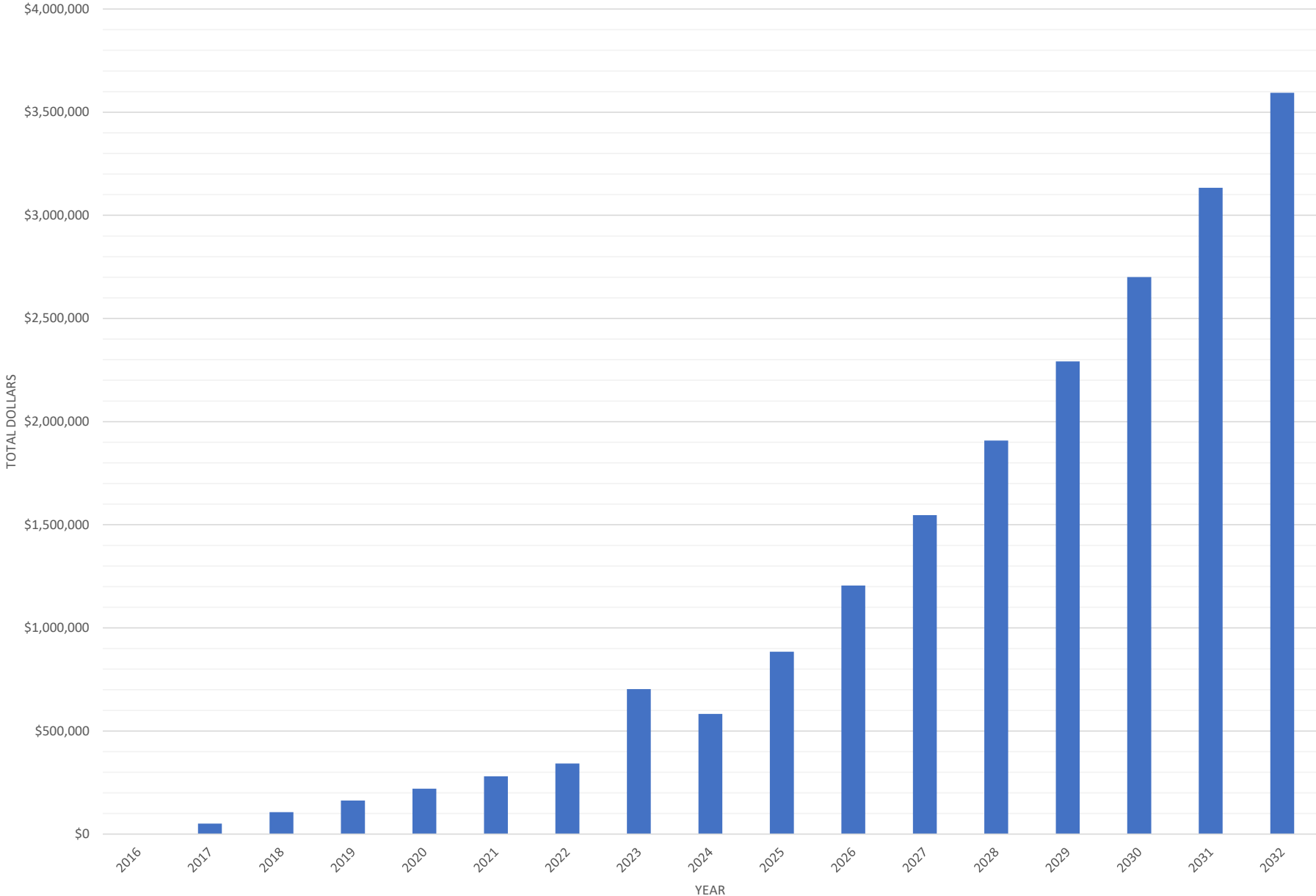
9



427m

WHAT THE
CONTINUAL
COMMITMENT
TO 4.2% FOR
CAPITAL
REPRESENTS

Annual Capital Contributions from Levy





QUESTIONS?

KEY HIGHLIGHTS

-
- Levy Increase 2.6% (Operating) less growth for Tax increase of 2.0%
 - Affordability
 - Maintaining Current Levels of Service
 - Inflation Pressures (3.0% average June to June)
 - Insurance (annual)
 - Tax Increase 4.2% (Capital)
 - Funding Sources
 - Ontario Community Infrastructure Fund (OCIF)
 - Canada Community Building Fund (CCBF)
 - Tax, Reserves & Reserve Funds
 - Criteria
 - Must Have, Can't Fail
 - Timing is Right
 - Annual Replacement
 - Strategically Important

ESTIMATED EFFECT ON TAX RATES

	2025	2024
Residential Tax Rate	0.00778268	0.00732832
Assessment	\$100,000	\$100,000
Tax per \$100,000 Assessment	\$778.27	\$732.83
Increase per \$100,000 Assessment	\$45.44	

	2025	2024
Median Single Family Detached Assessment	\$179,000	\$179,000
Lower Tier Municipal Tax	\$1,393.10	\$1,311.77
Increase in Municipal Tax	\$81.33	

An aerial photograph of a river with white water rapids. The water is a mix of white foam and deep blue. The rapids are in the center and right, while the left side is a solid blue rectangle containing text.

WATER & WASTEWATER

KEY HIGHLIGHTS

-
- Water increase 3.0%
 - Driving factors:
 - OCWA Contract
 - Debentures
 - Wastewater increase 3.0%
 - Driving factors:
 - OCWA Contract
 - Debentures

WATER & WASTEWATER RATE INCREASE HISTORY

Water Rates

	2020	2021	2022	2023	2024	2025 Proposed	2026-2029 Proposed
Actual Increase	21%	9%	2%	9.3%	8.5%	3.0%	8.8% - 6.9%
Rate Study Recommended	20%	10%	10%	10%	10%	8%	6% down to 3%

Wastewater Rates

	2020	2021	2022	2023	2024	2025 Proposed	2026-2029 Proposed
Actual Increase	20%	30%	5%	12%	12.55%	3.0%	3% - 2.75%
Rate Study Recommended	20%	60%	5%	4%	3%	2%	2%

WATER UNITS

Class	2024 # of Units	2025 # of Units	Change
Residential	892	895	+3
Small Commercial	50	50	0
Medium Commercial	22	22	0
High Commercial	23	23	0
Multi-residential	113	113	0
Metered	3	3	0
Total	1,103	1,106	+3

WATER RATES

Class	2024 Rate	2025 Rate	Total Change	Billing Change
Residential	\$1,173.33	\$1,208.53	\$35.20	\$5.87
Small Commercial	\$1,173.33	\$1,208.53	\$35.20	\$5.87
Medium Commercial	\$1,761.22	\$1,814.06	\$52.84	\$8.81
High Commercial	\$2,347.87	\$2,418.31	\$70.44	\$11.74
Multi-residential	\$938.67	\$966.83	\$28.16	\$4.69
Metered	\$2.041	\$2.102	\$0.061	N/A

WATER

2024

■ Revenue	\$1,338,400
■ Salary	\$48,480
■ FTE	0.41
■ Contract	\$508,800
■ Debt	\$210,000
■ Electricity and Gas	\$74,400
■ Other (e.g. R&M, Capital)	\$286,900
■ Transfer to reserve	\$209,820

2025

■ Revenue	\$1,496,602
■ User fees	\$1,377,700
■ OCIF Transfer	\$ 100,502
■ Fire Dept Usage	\$ 10,000
■ Water Connect & Penalty	\$ 8,000
■ Salary	\$48,950
■ FTE	0.40
■ Contract	\$598,000
■ Debt	\$207,550
■ Electricity and Gas	\$74,400
■ Other (e.g. R&M, Capital)	\$226,025
■ Transfer to reserve	\$341,677

OCWA CONTRACT - WATER

2024

■ Salaries & Management Fee	\$357,600
■ Chemicals	\$62,500
■ Electricity	\$0
■ Supplies & Equipment	<u>\$88,700</u>
■ Total	\$508,800

2025 (estimated)

■ Salaries & Management Fee	\$?
■ Chemicals	\$?
■ Electricity	\$?
■ Supplies & Equipment	<u>\$?</u>
■ Total	\$598,000

PROPOSED CAPITAL & SPECIAL PROJECT: WATER

Description	Type	Capital or Special Project	New/ Replacement	Cost	Funded By
Generator Fencing - Cobden	Building	Capital	New	\$15,000	Rates

WASTEWATER UNITS

Class	2024 # of Units	2025 # of Units	Change
Residential	387	388	+1
Small Commercial	36.5	36.5	0
Medium Commercial	14	14	0
High Commercial	10	10	0
Multi-residential	79	79	0
Metered	3	3	0
Total	529.5	530.5	+1

WASTEWATER RATES

Class	2024 Rate	2025 Rate	Total Change	Billing Change
Residential	\$1,901.73	\$1,958.78	\$57.05	\$9.51
Small Commercial	\$1,901.73	\$1,958.78	\$57.05	\$9.51
Medium Commercial	\$2,851.92	\$2,927.48	\$85.56	\$14.26
High Commercial	\$3,803.39	\$3,917.49	\$114.10	\$19.02
Multi-residential	\$1,521.89	\$1,567.55	\$45.66	\$7.61
Metered	\$4.914	\$5.016	\$0.102	N/A

WASTEWATER

2024

■ Revenue	\$1,095,200
■ Salary	\$19,400
■ FTE	0.16
■ Contract	\$427,800
■ Electricity and Gas	\$139,100
■ Debt	\$318,000
■ Other (e.g. R&M, Capital)	\$178,500
■ Transfer to reserve	\$12,400

2025

■ Revenue	\$1,413,568
■ OCIF Transfer	\$278,318
■ Penalty	\$7,600
■ Salary	\$19,020
■ FTE	0.15
■ Contract	\$473,950
■ Electricity and Gas	\$139,100
■ Debt	\$318,000
■ Other (e.g. R&M, Capital)	\$230,650
■ Transfer to reserve	\$232,848

OCWA CONTRACT - WASTEWATER

2024

■ Salaries & Management Fee	\$286,450
■ Chemicals	\$81,000
■ Sludge	\$0
■ Electricity	\$0
■ Supplies & Equipment	<u>\$60,350</u>
■ Total	\$427,800

2025 (estimated)

■ Salaries & Management Fee	\$?
■ Chemicals	\$?
■ Sludge	\$?
■ Electricity	\$0
■ Supplies & Equipment	\$?
■ Total	\$473,950

PROPOSED CAPITAL & SPECIAL PROJECT: WASTEWATER

Description	Type	Capital or Special Project	New/ Replacement	Cost	Funded By
Electric Chain Lift	Equipment	Capital	New	\$30,000	Rates
Permeate Rotary Lobe Pump	Equipment	Capital	Replacement	\$35,000	Rates

WATER & WASTEWATER COMBINED

Class	2024 Rate	2025 Rate	Annual Change	Billing Change
Residential	\$3,075.06	\$3,167.31	\$92.25	\$15.38
Small Commercial	\$3,075.06	\$3,167.31	\$92.25	\$15.38
Medium Commercial	\$4,613.13	\$4,751.53	\$138.39	\$23.07
High Commercial	\$6,151.27	\$6,335.80	\$184.54	\$30.67
Multi-residential	\$2,460.56	\$2,534.38	\$73.82	\$12.30
Metered	\$6.96	\$7.16	\$0.20	N/A

ESTIMATED EFFECT ON MEDIAN SINGLE FAMILY DETACHED*

	MUNICIPAL TAX, WATER AND WASTEWATER**	MUNICIPAL TAX AND WATER**	MUNICIPAL TAX ONLY**
2024	\$4,526.06	\$2,624.33	\$1,451
2025	\$4,708.31	\$2,749.53	\$1,541
Change	\$182.25	\$125.20	\$90
Monthly Change	\$15.19	\$10.43	\$7.50

*Based on \$198,000 assessment.

**Does not include Education or County portion of property taxation.



QUESTIONS?

BUDGET SCHEDULE

September 18, 2024

(Regular Meeting)

- Council gave staff direction to prepare the 2025 Draft Operating (2%) & Capital (4.20%) Budgets.

October 16, 2024

(Regular Meeting).

- Budget Public Meeting
- Final budgets presented.
- Feedback from public

December 4, 2024

(Regular Meeting)

- Budget By-laws passed

(Extended Regular Meeting)

- Staff to present Draft Operating Budgets and Capital Budgets
- Council deliberation, review and direction.

October 2, 2024

(Regular Meeting)

- All encompassing final budget presentation
- Council deliberation, review and direction

November 20, 2024



THANK YOU